

News from Niangala P&C

We have already been very busy this year in the P&C. It was bought up last year that our Sports Uniform was maybe not the warmest for our students, especially with how unpredictable our weather can be. So with many cups of coffee and emails, I was able to organise samples for a snazzy new sports uniform. The changes were passed at the end of Term 4, 2020 and we as the P&C were able to assist with funding for the purchase of the new uniforms.

We are able to run our annual Cake Stall again this year, it is set for **Saturday 24 April**. This is always a great fundraiser and the community of Niangala are always an amazing support. With the success of our Mother's Day Raffle last year we have decided to run it again. We have already received some amazing donations and are making up four wonderful baskets to be raffled off. Tickets will be available for purchase shortly.

We as the P&C love supporting our school and students and our fundraising makes this possible. It is my goal this year as the President to come up with some new fundraising ideas so we are in the position to help out even more in the future.

Sarah Ranger—P&C President



Calendar—Term 1

Thursday	25/03/21	School Photos
Monday	29/03/21	P&C Meeting—1.30pm
Thursday	01/04/21	Last day of Term 1
Tuesday	20/04/21	First day of Term 2
Friday	23/04/21	Chamber of Music—Woolbrook 10am
Saturday	24/04/21	P&C Street stall—Walcha



NIANGALA PUBLIC SCHOOL

fosters

RESPONSIBLE, COLLABORATIVE, SUCCESSFUL LEARNERS


NEWSLETTER

Term 1 Week 9 - 24 March 2021

Email: niangala-p.school@det.nsw.edu.au

Phone: 02 6769 2254

Website: <https://niangala-p.schools.nsw.gov.au>



Walcha Dairy

Niangala students visited the Walcha Dairy on Tuesday 16 March. A huge thank you to managers Nick and Elly for their very informative tour of the dairy and taking the time to answer the questions put to them by our students.



Sophie—The dairy has 800 cows that they have to milk twice a day. They milk the cows at 3.00 am and 2.00 pm. Each cow there on average produces 23 litres of milk each milking session.

Benji—I asked how many bulls do you need for your dairy herd, which was 25-26 bulls and where does your milk go to? Monday to Friday Brisbane and Saturday to Sunday was Sydney.

Chaise—We went to see the dairy cows get milked and eighty cows could get milked at a time. There was this spraying water that sprayed the cows so they didn't get the bug.

Eddie—My question was How much is a full vat of milk roughly worth? It is worth \$12 000 to \$13 000.

Valerie—There were 800 dairy cows and lots of calves. One of the calves is only 3 days old.



Walcha Central School Taster Day

Report by Charlotte Gibson

On Thursday 11/3/2021, I went to Walcha Central School for a Taster Day. I woke up at 6.30 am to get on the Niangala bus so I could go to Walcha Central. I went and found some of my friends from swimming club, I was with them all the time I was there.

We were put into groups, I was in Group 3. Our first activity was Volleyball and was so much fun. We also did NRL, Touch, Basketball, Dance and Bootcamp.





Nights of Reading

Elaya—25



Charlotte—25



Easter Word Search



Easter
Word Search

M U Q O E U A P E I C P
X H Y W E O E E G S A U
G I P S P R I N G M C J
C H O C O L A T E C B B
P C Y U G E Z O B H A C
E S P A R R C N U I S F
E K I U A H O O N C K A
P H E A S T E R N K E M
S E U Y S G O G Y S T I
Y S B N F L O W E R S L
F M R S T E R V O I D Y

GRASS	CHICKS	FAMILY	FLOWERS
EASTER	BASKETS	SPRING	CHOCOLATE
HUNT	BUNNY	EEGS	PEEPS



Congratulations—

Charlotte Gibson, Sophie Ranger and Chaise Gibson who all had a very successful Walcha Flippers swimming season. The children improved their personal best times and the distances they swam each week.



The end of season presentation day was held yesterday—23.03.21—with Chaise being awarded overall points winner with 62, Sophie (Turtles) overall points winner with 51 and Charlotte receiving an Encouragement Award.

Easter Baking—Rocky Road Fudge

Ingredients—

2 x 180g white chocolate, chopped
2 x 395g cans condensed milk
130g packet honey and sea salt roasted peanuts
1/2 x 280g packet marshmallow noodles, cut into 2cm lengths
350g block milk chocolate, chopped




Method

step 1—Grease an 18cm x 28cm slice pan. Line base and sides with baking paper, extending paper 2cm above edges of pan
step 2—Place white chocolate and half the condensed milk in a microwave-safe bowl. Microwave on HIGH for 1 minute 30 seconds, stirring every 30 seconds, or until melted and smooth. Add peanuts and marshmallow. Stir to combine. Pour mixture into prepared pan. Smooth surface. Refrigerate.
Step 3—Meanwhile, place remaining condensed milk and the milk chocolate in a microwave-safe bowl. Microwave on HIGH for 1 minute 30 seconds, stirring every 30 seconds, or until melted and smooth. Carefully spoon mixture over white chocolate layer and gently smooth surface. Refrigerate for 4 hours or until firm.

In the Garden

Our students, Mrs Harris and Pete had a lovely time on Friday afternoon planting their seed boxes from Woolworths. They planted a variety of vegetables, herbs and flowers—ranging from spinach, cabbage and salad leaves to chives, thyme, and lemon balm. The phlox, cornflowers and poppies will be beneficial for attracting bees to the vegetable garden. The children eagerly check out the germination progress each day when they arrive at school.



2020 Annual Report

The Niangala Public School Annual Report for 2020 is now available for viewing on the school website:

<https://niangala-p.schools.nsw.gov.au>

If you would like a printed copy, please contact the school.



Term 1 Snapshot

